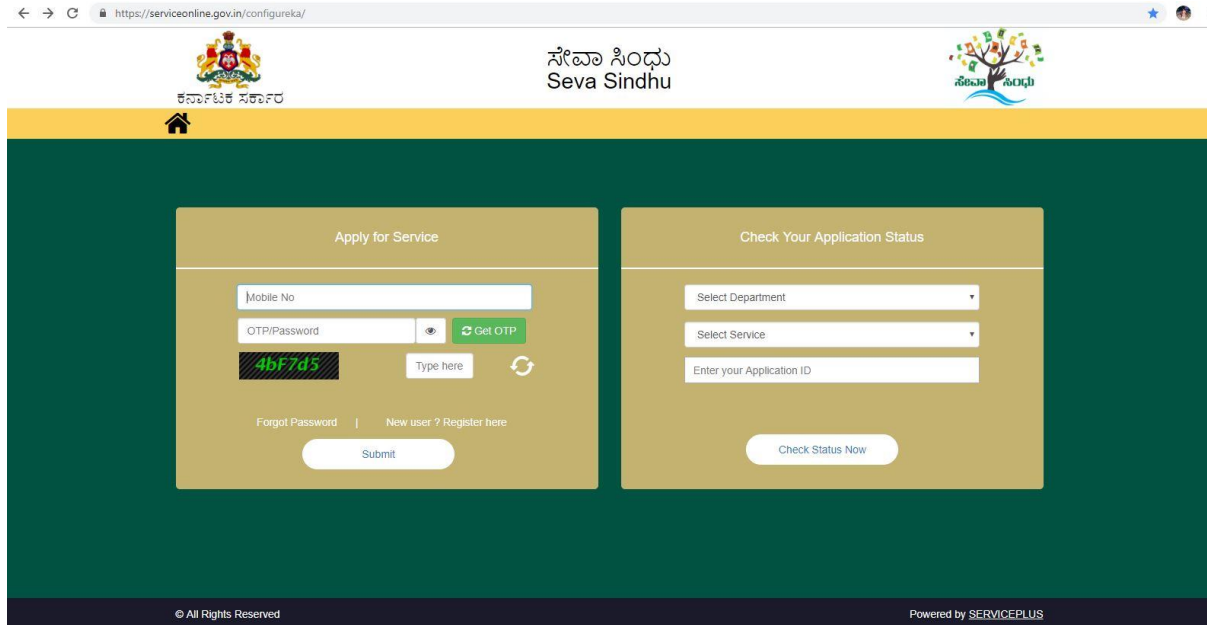
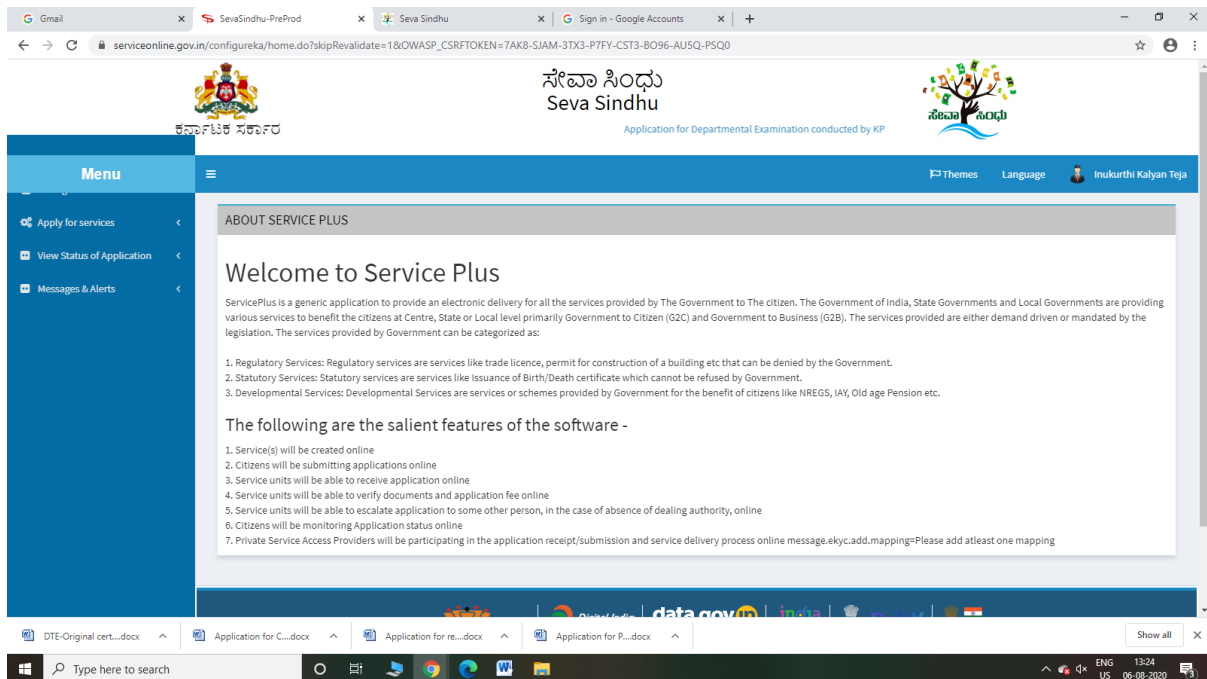


Department of Agricultural Marketing
Application to grant Commission-Agent License

Step 1: Enter the login details



Step 2 : Citizen Login will be displayed



Step 3 : Search the required service and click to open

The screenshot shows the 'Apply For Services' page on the Seva Sindhu portal. The user is logged in as 'Inukurthi Kalyan Teja'. The page displays a table of services available in Karnataka. The table has columns for Sl.No., Service Name, Department Name, and State.

Sl.No.	Service Name	Department Name	State
1	Accident Relief Fund-KSRTC	Karnataka State Road Transport Corporation	KARNATAKA
2	Accident Relief Fund - NEKRTC	NEKRTC	KARNATAKA
3	Accident Relief Fund-NWKRTC	NWKRTC	KARNATAKA
4	Acid Victim Pension	Directorate of Social Security and Pensions	KARNATAKA
5	Admission for Morarji Desai Residential school - Minority Welfare Department	Minority Welfare Department	KARNATAKA
6	Admission for Pre and Post matric hostels - Minority Welfare Department	Minority Welfare Department	KARNATAKA
7	Agricultural Family Member Certificate / ವ್ಯವಸಾಯಕಾರ ಕುಟುಂಬದ ದೃಢೀಕರಣ ಪ್ರಮಾಣ ಪತ್ರ	Revenue Department	KARNATAKA
8	Amendment of Bye Laws of Souharda co-operative society	Registrar of Cooperative Societies	KARNATAKA
9	Amendment of License to Manufacture Insecticides	Agriculture Department	KARNATAKA
10	Amendment of Manufacturing License for Micro Nutrients, Micron, Fertilizers	Agriculture Department	KARNATAKA

Step 4 : Fill the Applicant Details & Photocopies details

The screenshot shows the 'Application form' page for a 'Commission-Agent License' under the 'Department of Agricultural Marketing'. The page includes a note and a form with the following fields:

- Request Type/ವಿನ್ಯಾಸ ಪ್ರಕಾರ**: New
- License Period(in years)/ಲೈಸೆನ್ಸ್ ಅವಧಿ**: 10
- Org ID/ಒಂಐಡಿ**: SKA000100
- License Type/ಲೈಸೆನ್ಸ್ ವಿಧ**: Commission Agent License
- Market Code/ಮಾರುಕಟ್ಟೆ ಕೋಡ್**: MOCK
- Request Status/ವಿನ್ಯಾಸ ಸ್ಥಿತಿ**: 1
- Firm Type/ಒಂಐಡಿ ಮಾದರಿ**: CO-OPERATIVE SOCIETY
- Is payment for annual subscription of Krishipete Magazine already made?/ಕ್ರಿಷಿಪೆಟೆ ಮಾಸಿಕ ಪತ್ರಿಕೆಯ ವಾರ್ಷಿಕ ಸಂಸ್ಕರಣಾಧಿಕಾರಿ ಆಗಿರಬೇಕು ಎಂದು ದೃಢೀಕರಿಸಿದೆಯೇ?**: Yes (selected)

Step 5 : Enter the OTP and verify mobile Number and Validate

The screenshot shows the 'Applicant Registration' section of the SevaSindhu application form. A modal window titled 'Mobile number verification' is displayed over the form. The modal contains the following text: 'One time password (OTP) has been sent to the mobile number 990XXXX799. Enter OTP* [587436]. Click on validate button to validate OTP'. There are 'Validate' and 'Close' buttons at the bottom of the modal. The background form shows fields for 'Org ID', 'License Period', 'Firm Type', 'Applicant Name', 'Applicant's Mobile Number', 'Email Id', 'Father/Husband's Name', 'Date of birth', 'Age', 'Business Address', and 'State'.

Step 6 : Click on I agree checkbox and fill the Captcha Code as given & Submit

The screenshot shows the 'Declaration' and 'Word verification' sections of the SevaSindhu application form. The 'Declaration' section contains a text block with the following text: 'I/We do hereby declare that the information furnished is true to the best of my knowledge and information. I have read and understood the provisions of the Karnataka Agricultural Produce Marketing (Regulation) Act, 1966 and Rules 1968 and the Bye-laws of your Market Committee and the standing orders and terms and conditions and restrictions of licence made thereunder and declare that, I/We agree to abide by them and any amendments to the same made from time to time. I/We also agree to execute an agreement and to fulfill other conditions prescribed by the Agricultural Produce Market Committee from time to time.' Below the text is a checkbox labeled 'I Agree' which is checked. The 'Additional Details' section contains a dropdown menu for 'Apply to the Office' with 'Department of Agricultural Marketing (STATE)' selected. The 'Word verification' section contains a captcha image with the text 'jw62ka' and a text input field with the value 'jw62ka'. There are 'Draft', 'Submit', 'Close', and 'Reset' buttons at the bottom of the form. The footer contains logos for 'KARNATAKA MINISTRY OF PANCHAYATI RAJ', 'Digital India', 'data.gov.in', 'india.gov.in', 'Deity', and 'PMINDIA'. It also includes the text: 'Site is technically designed, hosted and maintained by National Informatics Centre. Contents on this website is owned, updated and managed by the Ministry of Panchayati Raj. POWERED BY SERVICEPLUS'.

Step 7: A fully filled form will be generated for user verification

The screenshot shows a web browser window with the URL `serviceonline.gov.in/configureka/applyPageForm.do?OWASP_CSRFTOKEN=PE2A-NEOM-YUH9-626B-389F-2BBO-VI62-YH9A&UID=7d434385-6585-4891-97d2-54da917f5a1c`. The page header includes the Government of Karnataka logo, the text "ಸೇವಾ ಸಿಂಧು Seva Sindhu", and "Application for Departmental Examination conducted by". A navigation menu on the left lists "Apply for services", "View all available services", "View Status of Application", and "Messages & Alerts". The main content area displays a form titled "Application form" with the following fields:

Request Type(ನಿರಂತರ ಪ್ರಕಾರ)	New
License Period(in years)/ವಿವರಣೆ ಅವಧಿ	10
Org ID/ನಿರವಧಿಯ ಬಿಡಿ	SKA000100
License Type/ವಿವರಣೆ ವಿಧ	Commission Agent License
Market Code/ಬಾಡಲಾಕೆಡ್ಡು ಕೋಡ್	MOCK
Request Status/ನಿರಂತರತೆಯ ಸ್ಥಿತಿ	I
Firm Type/ನಿರವಧಿಯ ವಿಧ	CO-OPERATIVE SOCIETY
Is payment for annual subscription of Krishipele Magazine already made?/ಕ್ರಿಸ್ಹಿಪಿಲೆ ನಿಯತಕಾಲಿಕೆಯ ವಾರ್ಷಿಕ ಚಂದಾಯಾಚಾರಣೆ ಕಾರ್ಯಾಗಾರ್ಥಿ ಮಾಡಿ ಮಾಡಲಾಗಿದೆಯೇ?	Yes

Below the application form is the "Applicant Registration" section:

Applicant Name/ಅರ್ಜಿದಾರರ ಹೆಸರು	sdfs
Applicant's Mobile Number/ಅರ್ಜಿದಾರರ ದೂರವಾಣಿ ಸಂಖ್ಯೆ	9900194799
Email Id/ಇ-ಮೇಲ್ ಬಿಡಿ	govindgouda@gmail.com
Father/Husband's Name/ತಂದೆ / ಗಂಡರ ಹೆಸರು	ds

The "Business Address" section is currently empty. The browser's taskbar at the bottom shows the date and time as 12:31 on 08-09-2020.

Step 8 : Click on Attach Annexure

The screenshot shows the same web browser window, but the form has progressed to the "Declaration" section. The text in the form reads:

previously granted by the Market Committee.ಅರ್ಜಿದಾರರು, ಅರ್ಜಿಯನ್ನು ದೊರಿಸಿದ ಸಮೀಕ್ಷಾರಣಿಗಾಗಿ ಸಲ್ಲಿಸಿದಲ್ಲಿ, ಬಾಡಲಾಕೆಡ್ಡು ಸಮಿತಿಯು ಈ ಹಿಂದೆ ಅರ್ಜಿಗೆ ಮಾರುಕಟ್ಟೆ ಮಾಡಿದ ದೊರಿಸಿದ ಮೂಲಕ ಪ್ರಮಾಣಪತ್ರವನ್ನು ಲಗತ್ತಿಸದೇಕು :

Whether the applicant owes any dues to the Market Committee on account of asdas charge/costs/expenses/fees/rent or on any other account. If so give details / ಅರ್ಜಿದಾರನು ಅರ್ಜಿಗೆ ಬಡ್ಡು, ಖರ್ಚು, ಶುಲ್ಕ, ಭಾರಿಗ ಲೆಕ್ಕಕ್ಕೆ ಅಥವಾ ಇತರ ಯಾವುದೇ ಲೆಕ್ಕಕ್ಕೆ, ವಾರುಕಟ್ಟೆ, ಸಮಿತಿಗೆ ಯಾವುದೇ ಡಾಕು ಸಂದಾಯ ಮಾಡಬೇಕಾಗಿದೆಯೇ? ಹಾಗಿದ್ದರೆ ವಿವರಗಳನ್ನು ಕೊಡಿ .

Declaration

I/We do hereby declare that the information furnished is true to the best of my knowledge and information. I have read and understood the provisions of the Karnataka Agricultural Produce Marketing (Regulation) Act 1966 and Rules 1968 and the Bye-laws of your Market Committee and the standing orders and terms and conditions and restrictions of licence made thereunder and declare that, I/We agree to abide by them and any amendments to the same made from time to time.

I/We also agree to execute an agreement and to fulfil other conditions prescribed by the Agricultural Produce Market Committee from time to time.

I Agree : Yes

Additional Details

Apply to the Office	Department of Agricultural Marketing (STATE)
Draft Reference No :	Draft_AG003/2020/0020

08/9/2020 12:31:59 IST <http://serviceonline.gov.in/configureka>

At the bottom of the form, there are three buttons: "Attach Annexure" (green), "Edit" (blue), and "Cancel" (red). A blue button labeled "Click here to initiate new application" is also present.

The footer of the page includes logos for the Ministry of Panchayati Raj, Digital India, data.gov.in, india.gov.in, DigiY, and PMINDIA. It also states: "Site is technically designed, hosted and maintained by National Informatics Centre. Contents on this website is owned, updated and managed by the Ministry of Panchayati Raj. POWERED BY SERVICEPLUS". The browser's taskbar at the bottom shows the date and time as 12:31 on 08-09-2020.

Step 9: Attach the annexures and save them

Registration Affidavit

Aadhar Card

Bank Guarantee

encumbrance certificate

Ownership document

GST Registration Certificate

Market NOC

Application form

Choose File sample.pdf

Scan

Fetch from DigLocker

Choose File sample.pdf

Scan

Fetch from DigLocker

Choose File sample.pdf

Scan

Fetch from DigLocker

Choose File sample.pdf

Scan

Fetch from DigLocker

Choose File sample.pdf

Scan

Fetch from DigLocker

Choose File sample.pdf

Scan

Fetch from DigLocker

Choose File sample.pdf

Scan

Fetch from DigLocker

Choose File sample.pdf

Scan

Fetch from DigLocker

Save Annexure Cancel Back

Step 10: Saved annexures will be displayed

I Agree: Yes

Annexure List

1) Registration Affidavit	Registration Affidavit
2) Aadhar Card	Aadhar Card
3) Bank Guarantee	Bank Guarantee
4) encumbrance certificate	encumbrance certificate
5) Ownership document	Ownership document
6) GST Registration Certificate	GST registration certificate
7) Market NOC	Market NOC
8) Application form	Application Form

Additional Details

Apply to the Office: Department of Agricultural Marketing (STATE)

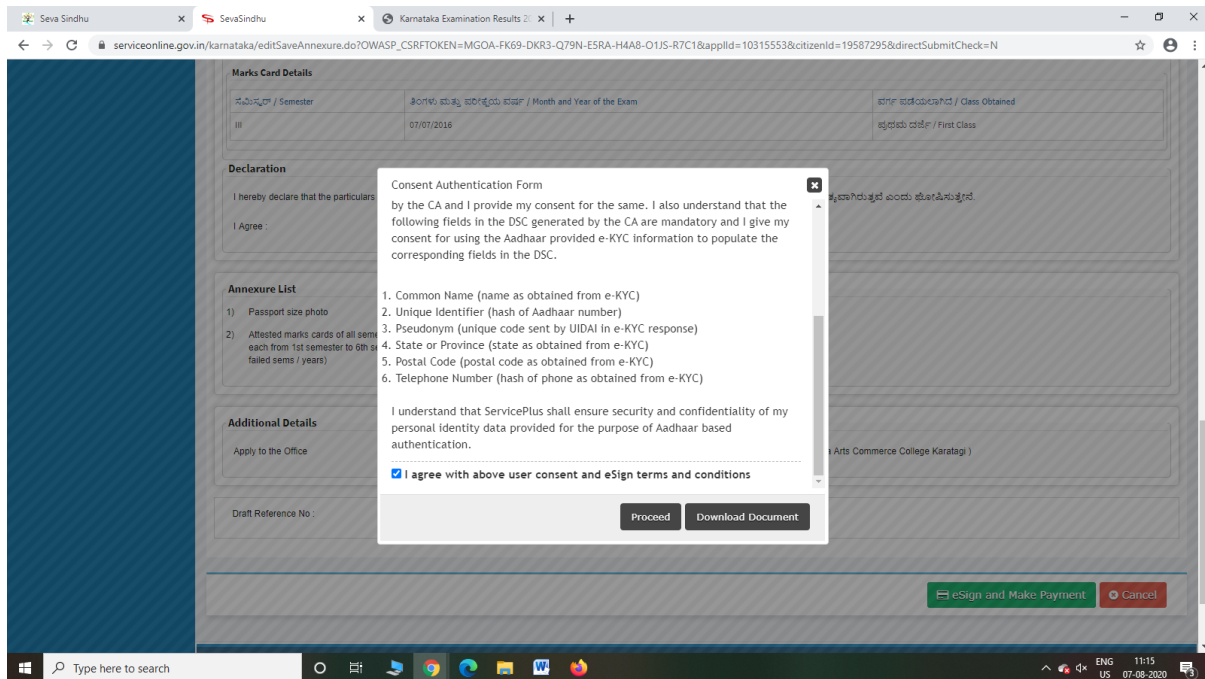
Draft Reference No: AG003520000017

eSign and Make Payment Cancel

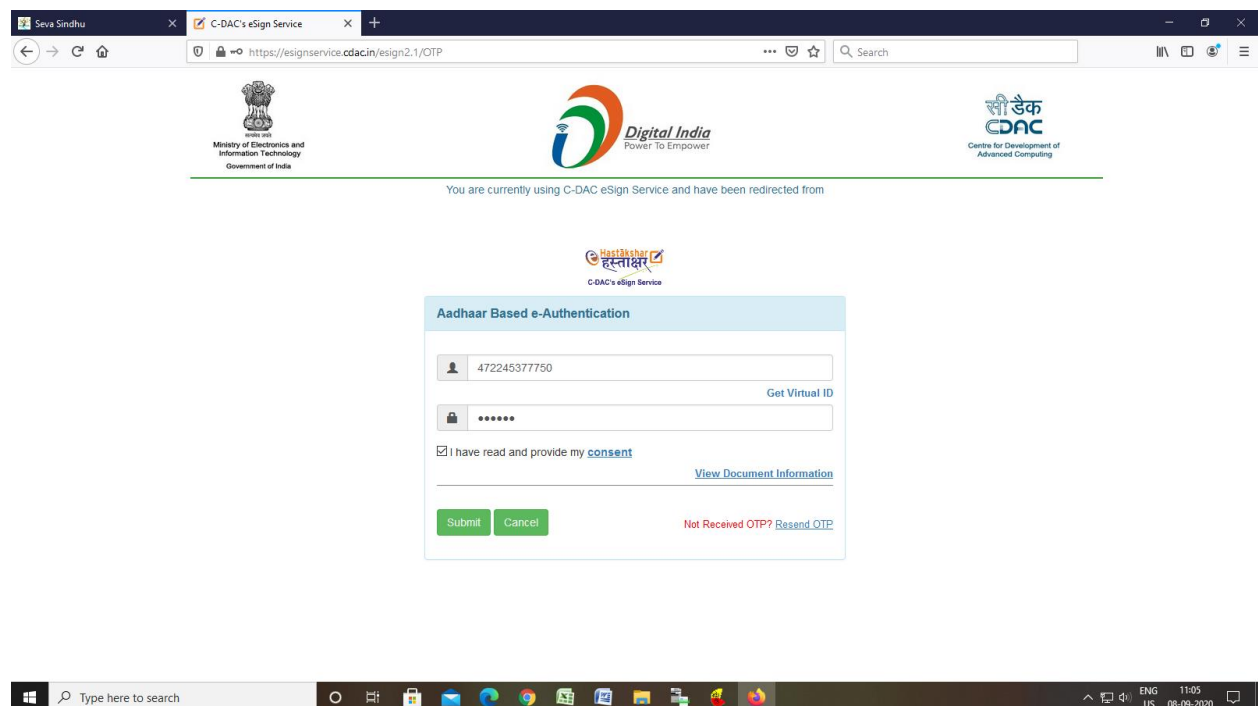
MINISTRY OF PANCHAYATI RAJ
Digital India
data.gov
india.gov.in
DeltY
PMINDIA

Site is technically designed, hosted and maintained by National Informatics Centre
Contents on this website is owned, updated and managed by the Ministry of Panchayati Raj
POWERED BY SERVICEPLUS

Step 11 : Click on e-Sign and proceed



Step 12: eSign page will be displayed. Fill Aadhar number to get OTP and proceed to payment



Step 13: Click on Make Payment and proceed

The screenshot shows the 'PAYMENT DETAILS' section of the 'APPLICATION FOR LICENSE FOR ESTABLISHMENT OF PVT MARKET'. The 'Mode Of Payment' is set to 'Cash'. The 'Application Fee' is 2400.0, and the 'Total Amount to be paid (in Rs.)' is also 2400.0. There are input fields for 'Receipt No.' and 'Payment Date' (with a note to select the last 20 days from the current date). At the bottom right, there are three buttons: 'Make Payment' (green), 'Reset' (blue), and 'Cancel' (red).

Step 14: After Payment is Successful, acknowledgement will be generated

The screenshot shows the 'APPLICATION ACKNOWLEDGEMENT' page. It features a table with the following details:

Sakala Acknowledgement/ಸರ್ಕಾರಿ ಸ್ವೀಕೃತಿ																					
Office Name /ಕಛೇರಿ ಹೆಸರು	Department of Agricultural Marketing																				
Sakala No/ಸರ್ಕಾರಿ ಸಂಖ್ಯೆ	AG007S200000019																				
Application Date /ಅರ್ಜಿಯ ದಿನಾಂಕ	08/09/2020																				
Service Requested /ವಿನಂತಿಸಿದ ಸೇವೆ	Application to grant Broker License																				
Applicant Name /ಅರ್ಜಿದಾರರ ಹೆಸರು	ghishghig																				
Applicant Address /ಅರ್ಜಿದಾರರ ವಿಳಾಸ	krishna temple streethtr																				
Mobile No /ಮೊಬೈಲ್ ಸಂಖ್ಯೆ	9996233522																				
Documents Submitted /ದಾಖಲಾತಿಗಳನ್ನು ಸಲ್ಲಿಸಿದವು	<table border="1"> <thead> <tr> <th>Type of document(s)</th> <th>Document(s) Attached</th> </tr> </thead> <tbody> <tr> <td>encumbrance certificate</td> <td>encumbrance certificate</td> </tr> <tr> <td>Address proof</td> <td>Aadhar Card</td> </tr> <tr> <td>GST Registration Certificate</td> <td>GST registration certificate</td> </tr> <tr> <td>Aadhar Card</td> <td>Aadhar Card</td> </tr> <tr> <td>Rent/Lease Agreement</td> <td>Rent Agreement</td> </tr> <tr> <td>Ownership document</td> <td>Ownership document</td> </tr> <tr> <td>passport size photograph</td> <td>passport size photograph</td> </tr> <tr> <td>License Agreement</td> <td>License Agreement</td> </tr> <tr> <td>Application Form</td> <td>Application Form</td> </tr> </tbody> </table>	Type of document(s)	Document(s) Attached	encumbrance certificate	encumbrance certificate	Address proof	Aadhar Card	GST Registration Certificate	GST registration certificate	Aadhar Card	Aadhar Card	Rent/Lease Agreement	Rent Agreement	Ownership document	Ownership document	passport size photograph	passport size photograph	License Agreement	License Agreement	Application Form	Application Form
Type of document(s)	Document(s) Attached																				
encumbrance certificate	encumbrance certificate																				
Address proof	Aadhar Card																				
GST Registration Certificate	GST registration certificate																				
Aadhar Card	Aadhar Card																				
Rent/Lease Agreement	Rent Agreement																				
Ownership document	Ownership document																				
passport size photograph	passport size photograph																				
License Agreement	License Agreement																				
Application Form	Application Form																				
Payment Status /ಪಾವತಿ ಸ್ಥಿತಿ	Payment Paid Successfully/ಪಾವತಿ ಯಶಸ್ವಿಯಾಗಿ ಪಾವತಿ ಸಲ್ಲಿಸಲಾಗಿದೆ																				
Payment Mode /ಪಾವತಿ ವಿಧಾನ	Cash																				
Transaction ID /ವ್ಯವಹಾರದ ಐಡಿ	Not Applicable/ಅನ್ವಯಿಸುವುದಿಲ್ಲ																				
Transaction Date and Time /ವ್ಯವಹಾರದ ದಿನಾಂಕ	07/09/2020																				